



Investment Objective

AOF is pursuing a deliberate realization of its assets while seeking to maximize returns in the process. As cash and income are realized, the Fund will make distributions to Shareholders.

Listing

Specialist Fund Segment of the London Stock Exchange's Main Market

Fund Performance – 30 June 2023

NAV per share	\$0.966	Total Net Assets	\$11.1mm
Share price as at 30 June	\$0.600	Market Capitalization	\$6.9mm
Discount to NAV	37.9%	Shares outstanding	11.5mm

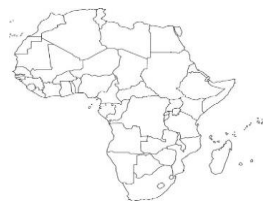
NAV Performance History

% US\$ NAV Return	2009	2010	2011	2012	2013	2014	2015	2016	2017	2018	2019	2020	2021	2022	2023
Jan	-2.1%	5.6%	-1.4%	1.9%	4.9%	2.2%	-5.1%	-3.2%	-1.0%	5.1%	0.9%	-1.1%	9.2%	-2.1%	-5.9%
Feb	-10.4%	1.2%	-1.1%	0.4%	-0.8%	3.3%	-1.8%	2.5%	-0.5%	3.8%	7.6%	-3.0%	0.1%	7.5%	-2.7%
March	16.7%	3.1%	2.9%	0.0%	7.8%	-4.0%	-2.4%	1.8%	3.0%	0.1%	-5.0%	-8.0%	-0.1%	-1.6%	7.2%
April	6.2%	4.7%	5.5%	0.5%	5.4%	-2.8%	2.3%	4.0%	1.8%	-4.5%	-2.2%	5.7%	3.7%	5.5%	-6.7%
May	3.7%	-8.4%	1.5%	-6.0%	-1.4%	-8.3%	1.0%	-2.0%	2.1%	-8.4%	-1.4%	-3.7%	20.3%	-14.4%	8.4%
June	10.0%	-6.7%	-0.9%	1.1%	0.4%	0.8%	-2.5%	-0.2%	-0.6%	-0.6%	2.7%	-4.3%	16.6%	2.0%	2.6%
July	5.0%	10.9%	4.2%	-0.7%	3.2%	0.6%	1.8%	-1.3%	3.5%	1.8%	-2.3%	-1.6%	-1.9%	-4.3%	
Aug	2.4%	0.3%	-2.5%	-1.9%	1.7%	-2.2%	-2.2%	0.5%	11.3%	-3.9%	-2.9%	0.6%	-0.9%	-5.2%	
Sept	8.0%	8.2%	-9.0%	1.5%	2.8%	-2.6%	-3.2%	0.7%	-2.6%	-2.1%	-0.9%	-3.7%	10.2%	4.6%	
Oct	1.5%	7.5%	3.6%	-2.7%	-0.3%	-4.1%	-0.5%	-0.2%	-0.5%	-4.6%	1.4%	1.2%	1.9%	-0.7%	
Nov	1.6%	-3.5%	-2.8%	4.6%	1.5%	-2.0%	2.9%	-2.1%	1.3%	-12.8%	-6.3%	2.1%	-2.2%	1.1%	
Dec	0.1%	3.6%	2.6%	6.3%	-0.1%	0.9%	-2.5%	3.1%	-1.4%	-3.6%	3.5%	14.8%	-0.3%	-0.8%	
FY	48.2%	27.1%	1.6%	4.4%	27.7%	-17.3%	-11.4%	-9.5%	16.9%	-27.0%	-5.5%	-2.4%	69.0%	-9.8%	1.9%

Top Performers and Losers – 30 June 2023

Security	% Gain
First Mutual Properties	21.6%
Mashonaland Holdings	4.0%

Security	% Loss
Enterprise Group	-2.2%
Tanzania Breweries	-1.2%

**Top Eight Holdings**

Company Name	Description	% of NAV
Enterprise Group	Ghanaian property & casualty insurance and life assurance company	32.5%
African Leadership	Network of tertiary institutions in Rwanda and Mauritius	21.4%
Mashonaland Holdings	Real estate company based in Zimbabwe	16.6%
First Mutual Properties	Real estate company based in Zimbabwe	11.2%
Tanzania Breweries	Leading producer of alcoholic beverages in Tanzania	9.7%
Kenya Power and Lighting	Distributor of electricity in Kenya	2.4%
Letshego Holdings	Leading Pan-African microfinance company	1.7%
Cash Balance	Cash balance as a percentage of net asset value	10.5%
		106.0%

Manager's Commentary**Market Conditions**

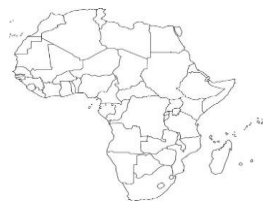
The Africa Opportunity Fund ("AOF" or the "Company" or the "Fund") NAV gained 2.6% in June 2023 while its share price gained 9.1%. As a reference, with the exception of Nigeria which declined 33.3% due to currency devaluation, other major African indices recorded gains in June 2023: Morocco gained 8.5%, South Africa gained 6.6%, Egypt gained 2.3% and Kenya gained 1.9%. Key Africa-focused ETFs recorded mixed performances: Van Eck Africa Index (AFK US) declined 0.9% while DBX MSCI Africa Top 50 (XMAF LN) gained 7.3% and Lyxor Pan African (LGQM GY) gained 7.4%.

Portfolio Highlights

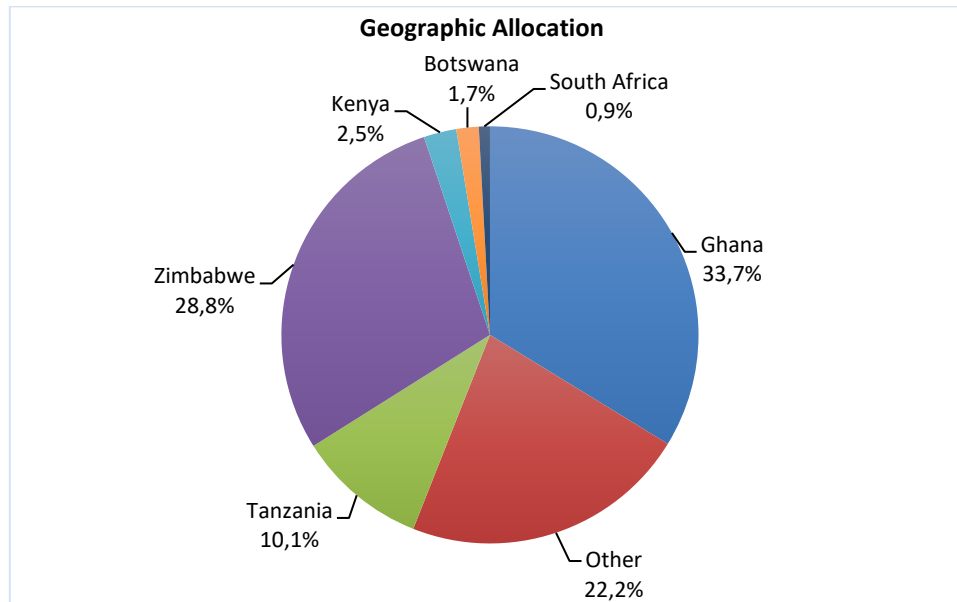
AOF's net asset value increased 2.6% in June due to investment gains from Zimbabwean holdings. First Mutual Properties and Mashonaland Holdings gained 22% and 4% respectively, as local investors took refuge from a collapse of the Zimbabwe Dollar in the stock market. Our in-house Zimbabwe Dollar/US Dollar model depreciated 52% in June.

Fund Exposure – 30 June 2023

	Exposure		Exposure
Listed Equities	75.0%	Private Investments	21.4%
Bonds	0.0%	Net Current Assets	3.6%



Fund Exposure by Country – 30 June 2023



Company Details (Ordinary Shares)

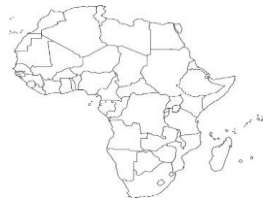
Bloomberg	AOF LN
Reuters	AOF.L
Website	www.africaopportunityfund.com
Listing	SFS / London Stock Exchange
Structure	Closed-end
ISIN	KYG012922038
	Euroclear/Clearstream
Inception	26 July 2007
Domicile	Cayman Islands

Portfolio Managers	Francis Daniels Robert Knapp
Investment Manager	Africa Opportunity Partners LLC
Broker	Liberum Capital Ltd
Auditor	Ernst & Young (Mauritius)

Important Information

This document, and the material contained herein, has been prepared for the purpose of providing general information about, and an overview of, Africa Opportunity Fund Limited (the "Company") and its operations. It is not meant to be a complete review of all matters concerning the Company. This document is not intended as an offer or solicitation for the subscription, purchase or sale of securities in the Company.

The material in this document is not intended to provide, and should not be relied on for accounting, legal or tax advice or investment recommendations or decisions. Potential investors are advised to independently review and/or obtain independent professional advice and draw their own conclusions regarding the economic benefit and risks of investment in the Company and legal, regulatory, credit, tax and accounting aspects in relation to their particular circumstances.



Whilst the Company and Africa Opportunity Partners LLC have taken all reasonable care to ensure the information and facts contained in this document are accurate and up-to-date, they do not nor do any of their respective directors, officers, partners, employees, agents or advisers make any undertaking, representation, warranty or other assurance, express or implied, as to the accuracy or completeness of the information or opinions contained in this document. No responsibility or liability is accepted by any of them for any such information or opinions or for any errors, omissions, misstatements, negligent or otherwise.

No one can assure future results and achievements. No undue reliance should be placed on forward-looking statements. The Company and Africa Opportunity Partners disclaim any obligation to update or alter any forward-looking statements, whether as a result of new information, future events, or otherwise.

No warranty is given, in whole or in part, regarding the performance of the Company. There is no guarantee that investment objectives of the Company will be achieved. Potential investors should be aware that past performance may not necessarily be repeated in the future. The price of shares and the income from them may fluctuate upwards or downwards and cannot be guaranteed.