



Investment Objective

AOF is pursuing a deliberate realization of its assets while seeking to maximize returns in the process. As cash and income are realized, the Fund will make distributions to Shareholders.

Listing

Specialist Fund Segment of the London Stock Exchange's Main Market

Fund Performance – 30 September 2023

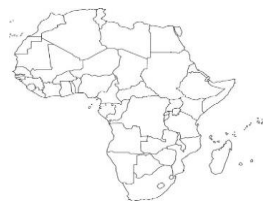
NAV per share	\$0.813	Total Net Assets	\$9.3mm
Share price	\$0.555	Market Capitalization	\$6.4mm
Discount to NAV	31.7%	Shares outstanding	11.5mm

NAV Performance History

% US\$ NAV Return	2009	2010	2011	2012	2013	2014	2015	2016	2017	2018	2019	2020	2021	2022	2023
Jan	-2.1%	5.6%	-1.4%	1.9%	4.9%	2.2%	-5.1%	-3.2%	-1.0%	5.1%	0.9%	-1.1%	9.2%	-2.1%	-5.9%
Feb	-10.4%	1.2%	-1.1%	0.4%	-0.8%	3.3%	-1.8%	2.5%	-0.5%	3.8%	7.6%	-3.0%	0.1%	7.5%	-2.7%
March	16.7%	3.1%	2.9%	0.0%	7.8%	-4.0%	-2.4%	1.8%	3.0%	0.1%	-5.0%	-8.0%	-0.1%	-1.6%	7.2%
April	6.2%	4.7%	5.5%	0.5%	5.4%	-2.8%	2.3%	4.0%	1.8%	-4.5%	-2.2%	5.7%	3.7%	5.5%	-6.7%
May	3.7%	-8.4%	1.5%	-6.0%	-1.4%	-8.3%	1.0%	-2.0%	2.1%	-8.4%	-1.4%	-3.7%	20.3%	-14.4%	8.4%
June	10.0%	-6.7%	-0.9%	1.1%	0.4%	0.8%	-2.5%	-0.2%	-0.6%	-0.6%	2.7%	-4.3%	16.6%	2.0%	2.6%
July	5.0%	10.9%	4.2%	-0.7%	3.2%	0.6%	1.8%	-1.3%	3.5%	1.8%	-2.3%	-1.6%	-1.9%	-4.3%	-7.8%
Aug	2.4%	0.3%	-2.5%	-1.9%	1.7%	-2.2%	-2.2%	0.5%	11.3%	-3.9%	-2.9%	0.6%	-0.9%	-5.2%	-8.0%
Sept	8.0%	8.2%	-9.0%	1.5%	2.8%	-2.6%	-3.2%	0.7%	-2.6%	-2.1%	-0.9%	-3.7%	10.2%	4.6%	-0.8%
Oct	1.5%	7.5%	3.6%	-2.7%	-0.3%	-4.1%	-0.5%	-0.2%	-0.5%	-4.6%	1.4%	1.2%	1.9%	-0.7%	
Nov	1.6%	-3.5%	-2.8%	4.6%	1.5%	-2.0%	2.9%	-2.1%	1.3%	-12.8%	-6.3%	2.1%	-2.2%	1.1%	
Dec	0.1%	3.6%	2.6%	6.3%	-0.1%	0.9%	-2.5%	3.1%	-1.4%	-3.6%	3.5%	14.8%	-0.3%	-0.8%	
FY	48.2%	27.1%	1.6%	4.4%	27.7%	-17.3%	-11.4%	-9.5%	16.9%	-27.0%	-5.5%	-2.4%	69.0%	-9.8%	-14.3%

Top Performers and Losers – 30 September 2023

Security	% Gain	Security	% Loss
First Mutual Properties	17.0%	Mashonaland Holdings	-5.7%
		Enterprise Group	-1.5%
		Kenya Power & Lighting	-7.5%


Top Seven Holdings

Company Name	Description	% of NAV
Enterprise Group	Ghanaian property & casualty insurance and life assurance company	38.0%
African Leadership	Network of tertiary institutions in Rwanda and Mauritius	22.8%
Mashonaland Holdings	Real estate company based in Zimbabwe	12.9%
First Mutual Properties	Real estate company based in Zimbabwe	8.7%
Kenya Power and Lighting	Distributor of electricity in Kenya	2.5%
Nedbank Group	One of South Africa's largest banking group	0.8%
Net Current Assets	Net current assets as a percentage of net asset value	14.2%
		99.9%

Manager's Commentary
Market Conditions

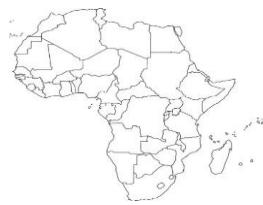
The Africa Opportunity Fund ("AOF" or the "Company" or the "Fund") NAV declined 0.8% in September 2023 while its share price declined 11.9%. As a reference, other major African indices recorded mixed performances: Egypt and Nigeria gained 9.0% and 0.1% respectively, while Kenya declined 5.5%, Morocco declined 1.9% and South Africa declined 2.5%. Key Africa-focused ETFs recorded losses in September 2023: Van Eck Africa Index (AFK US) declined 3.4%, DBX MSCI Africa Top 50 (XMAF LN) declined 2.5% and Lyxor Pan African (LGQM GY) declined 3.1%.

Portfolio Highlights

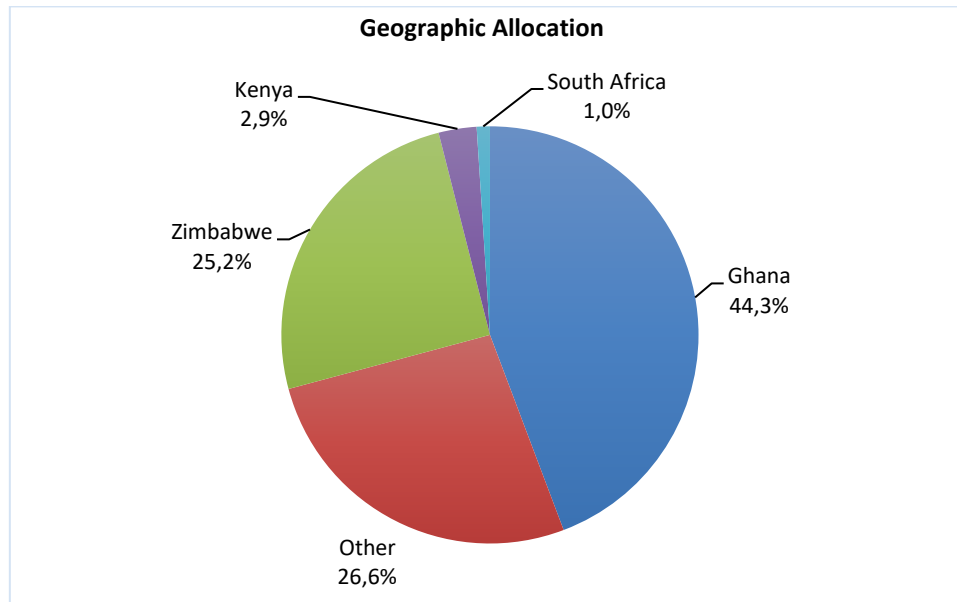
AOF's net asset value decreased 0.8% in September due to investment losses from Mashonaland Holdings, Enterprise Group and Kenya Power.

Fund Exposure – 30 September 2023

	Exposure		Exposure
Listed Equities	63.0%	Private Investments	22.8%
Bonds	0.0%	Net Current Assets	14.2%



Fund Exposure by Country – 30 September 2023



Company Details (Ordinary Shares)

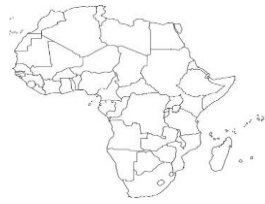
Bloomberg	AOF LN
Reuters	AOF.L
Website	www.africaopportunityfund.com
Listing	SFS / London Stock Exchange
Structure	Closed-end
ISIN	KYG012922038
	Euroclear/Clearstream
Inception	26 July 2007
Domicile	Cayman Islands

Portfolio Managers	Francis Daniels Robert Knapp
Investment Manager	Africa Opportunity Partners LLC
Broker	Liberum Capital Ltd
Auditor	Ernst & Young (Mauritius)

Important Information

This document, and the material contained herein, has been prepared for the purpose of providing general information about, and an overview of, Africa Opportunity Fund Limited (the "Company") and its operations. It is not meant to be a complete review of all matters concerning the Company. This document is not intended as an offer or solicitation for the subscription, purchase or sale of securities in the Company.

The material in this document is not intended to provide, and should not be relied on for accounting, legal or tax advice or investment recommendations or decisions. Potential investors are advised to independently review and/or obtain independent professional advice and draw their own conclusions regarding the economic benefit and risks of investment in the Company and legal, regulatory, credit, tax and accounting aspects in relation to their particular circumstances.



Whilst the Company and Africa Opportunity Partners LLC have taken all reasonable care to ensure the information and facts contained in this document are accurate and up-to-date, they do not nor do any of their respective directors, officers, partners, employees, agents or advisers make any undertaking, representation, warranty or other assurance, express or implied, as to the accuracy or completeness of the information or opinions contained in this document. No responsibility or liability is accepted by any of them for any such information or opinions or for any errors, omissions, misstatements, negligent or otherwise.

No one can assure future results and achievements. No undue reliance should be placed on forward-looking statements. The Company and Africa Opportunity Partners disclaim any obligation to update or alter any forward-looking statements, whether as a result of new information, future events, or otherwise.

No warranty is given, in whole or in part, regarding the performance of the Company. There is no guarantee that investment objectives of the Company will be achieved. Potential investors should be aware that past performance may not necessarily be repeated in the future. The price of shares and the income from them may fluctuate upwards or downwards and cannot be guaranteed.